


EYFS Home learning 18.2.22

Good morning everyone! Here are some activities to complete today if you wish. I hope you enjoy them!

Phonics

Please read your RWI book or ditty sheet.

Look at the pictures below. Can you write the word for each picture?





Maths




This week we have been playing games. If you have any games like snakes and ladders, any dice games, matching pairs, dominoes etc have a go at playing with your family.




Practice writing numbers 0-8.

Complete the adding questions below.

Minibeast Addition to 10

Write the answers in the circles.

 $+$  $=$ 

 $+$  $=$ 

 $+$  $=$ 

 $+$ $=$ 

 $+$  $=$ 

Write the answers in the circles.

$$3 + \begin{array}{c} \text{1 dragonfly} \\ \text{2 dragonflies} \end{array} = \bigcirc$$

$$5 + \begin{array}{c} \text{2 bees} \\ \text{2 bees} \end{array} = \bigcirc$$

$$4 + \begin{array}{c} \text{3 caterpillars} \\ \text{3 caterpillars} \end{array} = \bigcirc$$

$$3 + \begin{array}{c} \text{3 ladybugs} \\ \text{3 ladybugs} \end{array} = \bigcirc$$

$$5 + \begin{array}{c} \text{2 beetles} \\ \text{2 beetles} \end{array} = \bigcirc$$

Write the answers in the circles. Then write the number sentence on the line below.

$$6 + \begin{array}{c} \text{♣} \quad \text{♣} \\ \text{♣} \end{array} = \bigcirc$$

$$\bigcirc = 4 + \begin{array}{c} \text{♣} \quad \text{♣} \end{array}$$

$$2 + \begin{array}{c} \text{♣} \quad \text{♣} \quad \text{♣} \\ \text{♣} \quad \text{♣} \quad \text{♣} \end{array} = \bigcirc$$

$$\bigcirc = 1 + \begin{array}{c} \text{♣} \quad \text{♣} \quad \text{♣} \\ \text{♣} \quad \text{♣} \quad \text{♣} \\ \text{♣} \quad \text{♣} \quad \text{♣} \end{array}$$

$$4 + \begin{array}{c} \text{♣} \quad \text{♣} \quad \text{♣} \end{array} = \bigcirc$$

You could play these maths games on a device at home:

<https://www.topmarks.co.uk/addition/robot-addition>

<https://www.topmarks.co.uk/addition/addition-to-10>

<https://www.topmarks.co.uk/learning-to-count/ladybird-spots>

Tricky word practice

Make your own word cards for the tricky words: I, the, no, go, to, into, he, you, be. As these words don't follow the rules of phonics we need to learn them off by heart. Practice recognising them and reading them. Can you say each word in a sentence?

P.E

Find a safe space to take part in one of these sessions;

Yoga - <https://www.youtube.com/watch?v=LhYtcadR9nw>

Dance - <https://www.bbc.co.uk/teach/school-radio/dance-ks1-time-to-move-antarctica-1-coldest-place-on-earth/zr6992p>

P.E with Joe Wicks- <https://www.youtube.com/watch?v=4hdR8Mlib3M>

Art

Next half term we are going to be learning about animals from around the world. Can you draw a picture or make a model of your favourite animal? Can you find out what country or countries your animal comes from?



I hope you have a good day and half term break. I will be available all day via Tapestry if you want to contact me. Take care and stay safe!

Mrs Grinsted